


SCALE & ARPEGGIO STUDIES IN ALL KEYS

For the Bassoon


Compiled By


George Sakakeeny

Key of C

1 
f

2 
Legato

3 
simile








4 
simile






3

simile

Repeat 6 times.

5

Repeat 6 times.

Repeat 6 times.

6

Repeat 6 times.


Repeat 6 times.

7

Repeat 6 times.

Use these articulations for exercises 4, 5, 6 & 7.

Key of C

1 


f

2 

Legato

3 

simile







4 

simile







simile

Repeat 6 times.

5

Repeat 6 times.

6


Repeat 6 times.

7


Repeat 6 times.


Use these articulations for excercises 4, 5, 6 & 7.


Key of G

1 


2 

3 







4 







simile

Repeat 6 times.

5

Repeat 6 times.

6


Repeat 6 times.

7


Repeat 6 times.


Use these articulations for exercises 4, 5, 6 & 7.


Key of F

1 


2 


3 







4 







simile

Repeat 6 times.

5

Repeat 6 times.

6


Repeat 6 times.

7


Repeat 6 times.


Use these articulations for exercises 4, 5, 6 & 7.

Key of D

1 


2 

3 







4 







simile

Repeat 6 times.

5

Repeat 6 times.

6

Repeat 6 times.

7

Repeat 6 times.

Use these articulations for exercises 4, 5, 6 & 7.

Key of D

1 *f*

2 Legato

3 simile

4 simile

The musical score consists of ten staves. The first staff is in bass clef with a common time signature (C) and a key signature of two sharps (D major). It begins with a dynamic marking of *f* and contains a series of half notes with slurs. The second staff is in 3/8 time and features a *Legato* marking. The third and fourth staves are also in 3/8 time and include a *simile* marking. The fifth and sixth staves continue the 3/8 time signature. The seventh and eighth staves are in 3/8 time and also feature a *simile* marking. The ninth and tenth staves are in 3/8 time and conclude the piece with a final half note.

simile

Repeat 6 times.

5

Repeat 6 times.

6


Repeat 6 times.

7

Repeat 6 times.

Use these articulations for exercises 4, 5, 6 & 7.


Key of B \flat

1 



f

2 

Legato

3 

simile



4 

simile



simile

Repeat 6 times.


Repeat 6 times.

Repeat 6 times.


Repeat 6 times.


Use these articulations for exercises 4, 5, 6 & 7.

Key of B \flat

1 
f

2 
Legato

3 
simile







4 
simile






3

simile

Repeat 6 times.

5

Repeat 6 times.

6


Repeat 6 times.

7


Repeat 6 times.


Use these articulations for exercises 4, 5, 6 & 7.


Key of A


1 

2 

3 







4 







simile

Repeat 6 times.

5

Repeat 6 times.

6


Repeat 6 times.


7


Repeat 6 times.


Use these articulations for exercises 4, 5, 6 & 7.


Key of E \flat

1 

2 

3 







4 







simile

Repeat 6 times.

5

Repeat 6 times.

6


Repeat 6 times.

7


Repeat 6 times.

Use these articulations for exercises 4, 5, 6 & 7.

Key of E

1 

2 

3 







4 







simile

Repeat 6 times.

5

Repeat 6 times.

6


Repeat 6 times.

7

Repeat 6 times.

Use these articulations for exercices 4, 5, 6 & 7.


Key of A \flat

1 

2 

3 








4 







simile

Repeat 6 times.

5

Repeat 6 times.

6

Repeat 6 times.

7

Repeat 6 times.

Use these articulations for exercises 4, 5, 6 & 7.

Key of B

1 
f

2 
Legato

3 
simile







4 
simile







simile

Repeat 6 times.

5

Repeat 6 times.

6

Repeat 6 times.

7

Repeat 6 times.

Use these articulations for exercises 4, 5, 6 & 7.


Key of B

1 

f

2 

Legato

3 

simile







4 

simile







simile

Repeat 6 times.

5

Repeat 6 times.

6


Repeat 6 times.

7


Repeat 6 times.

Use these articulations for exercises 4, 5, 6 & 7.

Key of D \flat

1 
f

2 
Legato

3 
simile








4 
simile






3

simile

Repeat 6 times.

5

Repeat 6 times.

6


Repeat 6 times.

7

Repeat 6 times.

Use these articulations for exercises 4, 5, 6 & 7.

Key of D \flat

1 


2 

3 







4 







simile

Repeat 6 times.

5

Repeat 6 times.

6

Repeat 6 times.

7

Repeat 6 times.

Use these articulations for exercises 4, 5, 6 & 7.

Key of G \flat

1 *f*

2 Legato

3 simile

4 simile

The musical score is written in bass clef with a key signature of two flats (B-flat and E-flat) and a common time signature (C). It consists of four systems of staves. The first system (Staff 1) begins with a dynamic marking of *f* and features a series of half notes with long, sweeping slurs. The second system (Staff 2) is marked *Legato* and contains a continuous stream of eighth notes. The third system (Staff 3) is marked *simile* and contains eighth-note patterns with various articulation marks, including slurs and accents. The fourth system (Staff 4) is also marked *simile* and continues the eighth-note patterns. The score concludes with a final half note on the bottom line of the fourth staff.

simile

Repeat 6 times.

5

Repeat 6 times.

6

Repeat 6 times.

7

Repeat 6 times.

Use these articulations for exercises 4, 5, 6 & 7.